

Using Emergency Safety Equipment

Period _____

Fire Extinguisher

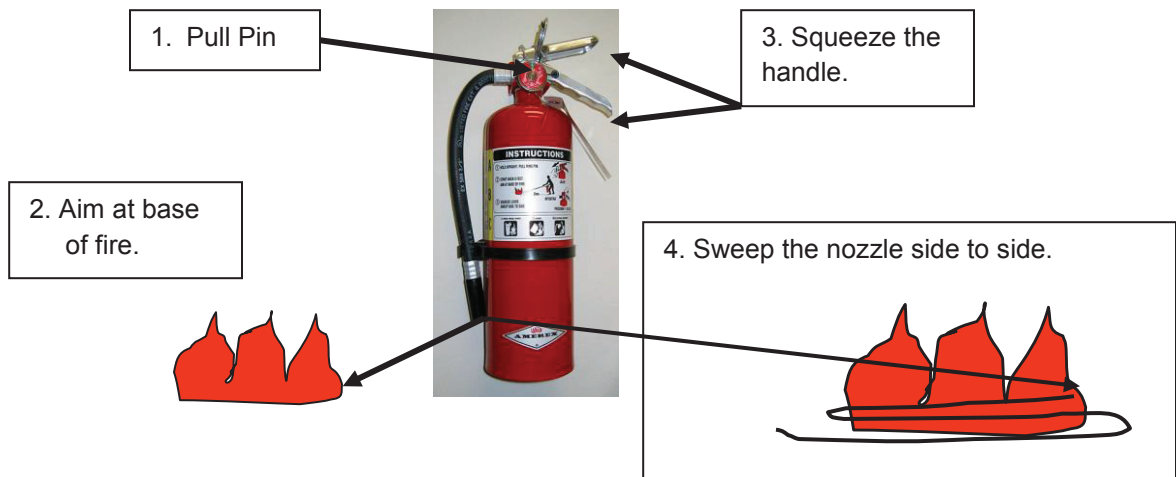
P – PULL
A – AIM
S – SQUEEZE
S – SWEEP

The acronym **PASS** will help you remember how to use a fire extinguisher: **PULL**, **AIM**, **SQUEEZE**, and **SWEEP**.



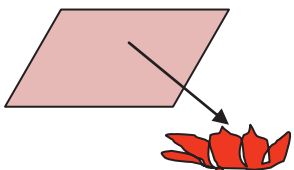

Step 1 – PULL the pin on the handle. This allows the handle to work. Stand 8' to 10' away from the fire.

Step 2 – AIM the nozzle at the base of the fire to attack the fuel. Aiming at the top of the flame is not helpful, as the chemical will pass through the flames. **Step 3 – SQUEEZE** the top lever or handle. This allows the contents of the extinguisher to be released.

Step 4 – SWEEP the nozzle from side to side until the fire is completely out.



Fire Blanket

Step 1	Remove fire blanket from its container.	
Step 2	Shield your face, arms, and hands with the blanket by wrapping the outside of the blanket around your arms.	
Step 3	PLACE , do not throw, the fire blanket on the burning material. No air should be getting to the flames.	
Step 4	If it is safe, turn off the heat source causing the fire.	
Step 5	Leave the blanket on the burning material at least 30 minutes. Do not remove the blanket until it is cool.	

Note: If you are trying to smother a clothing fire, tightly wrap the blanket around the person whose clothes are on fire and roll them on the floor in the blanket.

Using Emergency Safety Equipment

Face/Eyewash

Step 1 – Guide injured student to the eyewash station. Because the first few seconds after exposure to a chemical are critical, eyewash/face wash must be within 10 or fewer seconds of anywhere in the room.



Step 2 – Use your hands to hold the eyes open while using the eyewash to ensure water reaches the eyes.

Step 3 – Flush the skin or eyes with tepid water (60°– 90° F) for at least 15 minutes.
DO NOT RUB!

Step 4 – Get medical assistance immediately.

Image Credits:

Alighieri, D. (Photographer). (2005). *Fire extinguisher abc*. [Print Photo]. Retrieved from <http://commons.wikimedia.org/wiki/File:FireExtinguisherABC.jpg>
Jérôme. (Photographer). (2007). *Salle-blanche-rince-oeil-rot*. [Print Photo]. Retrieved from <http://commons.wikimedia.org/wiki/File:Salle-blanche-rince-oeil-rot.jpg>
Lamb, J. (Photographer). (2006). *Fire-blanket-on-display*. [Print Photo]. Retrieved from <http://commons.wikimedia.org/wiki/File:Fire-blanket-on-display.jpg>
Microsoft. (Designer). (2010). *Clip art* [Web Graphic]. Retrieved from <http://office.microsoft.com/en-us/images/>